



GUJCOT TRADE ASSOCIATION

WEEKLY REPORT 21-Aug-2021

Market Movement from 16th Aug 2021 to 21st Aug 2021

- NY December extend rally post WASDE till Tuesday. On Tuesday NY December crossed 96.90 cents but gave back all gain sameday. Historically 96 cents proved great resistance. Profit booking by speculators pushed back the market and ultimately NY December closed with weekly loss of 122 points.
- Export sale was decent with 253000 bales for current year and 59500 bales for next year. While shipment also was decent at nearly 225000 bales.
- Good export data and bullish WASDE created bullish sentiment but witnessed resistance at higher level.
- Indian physical market is somewhat easier due to some profit taking by investors. Also some new arrival knocking the door. In north India new crop arrival have started with small quantity. Forward bargain are lower than current price which is mainly reason for reversal of sentiment.
- CCI was not able to sale in this week.
- Old crop Gujcot Spot rate for Shanker-6 stable to down.
- All India cotton sowing is slightly lower than last year.
- Gujrat cotton sowing till now is almost same as last year.
- Rain is anxiously awaited in Gujarat. Till date crop is in good condition. Some welcome rain is registered from Friday. it is much needed for standing crop.
- Rupee is stable with in small range against USD.
- Indian basis are still in positive territory from 3.66 to 5.86.
- At present price level raw cotton export orders we are very limited.



GUJCOT TRADE ASSOCIATION

WEEKLY REPORT 21-Aug-2021

Gujarat District wise Cotton Sowing

Gujarat Districtwise Cotton Sowing Till 17-August-2021			
Kutch	537	Saurashtra	15,570
Kutch	537	Surendranagar	3,337
		Rajkot	1,982
North Gujarat	1,947	Jamnagar	1,288
Banarsakantha	399	Porbandar	41
Patan	461	Junagadh	346
Mehsana	322	Amreli	3,019
Sabarkantha	423	Bhavnagar	2,210
Gandhinagar	204	Morbi	1,812
Aravali	138	Botad	1,382
		Gir Somnath	111
Middle Gujarat	2,950	Devbhumi Dwarka	42
Ahmedabad	975		
Anand	14	South Gujarat	1,485
Kheda	135	Surat	45
Panchmahal	126	Narmada	535
Dahod	3	Bharuch	796
Vadodara	743	Dang	0
Mahisagar	73	Navsari	0
Chota Udaipur	881	Valsad	0
		Tapi	109
TOTAL			22,489
TOTAL (Last Year)			22,701
All Figures in '00 Hectares			
Source :- Agriculture, Farmers Welfare and Co-operation Department Government of Gujarat			



GUJCOT TRADE ASSOCIATION

WEEKLY REPORT

21-Aug-2021

Global

US Weekly Export Sales

- Net UPLAND sales of 242,400 RB for 2021/2022 primarily for China (161,900 RB, including 3,400 RB switched from Singapore, 600 RB switched from Hong Kong, and decreases of 11,100 RB), Turkey (46,100 RB, including decreases of 2,800 RB), Pakistan (16,400 RB, including decreases of 700 RB), Vietnam (12,400 RB, including 4,000 RB switched from China, 1,000 RB from Japan, and decreases of 1,400 RB), and Peru (4,900 RB), were offset by reductions primarily for Singapore (3,400 RB) and Japan (1,400 RB).
- Total UPLAND net sales of 59,500 RB for 2022/2023, were for Pakistan. Exports of 221,100 RB were primarily to Pakistan (49,600 RB), Vietnam (38,000 RB), Turkey (31,700 RB), China (22,100 RB), and Bangladesh (17,600 RB).
- Net sales of Pima totaling 10,600 RB primarily for China (3,800 RB, including 300 RB switched from Germany), India (2,600 RB, including decreases of 600 RB), Pakistan (2,200 RB), the United Arab Emirates (900 RB), and Turkey (500 RB), were offset by reductions for Germany (300 RB).
- PIMA Exports of 3,700 RB were to India (1,400 RB), China (1,100 RB), Peru (800 RB), and Pakistan (400 RB).

US Export Sales	12-Aug-2021
Marketing Year 2021-22	
Upland Gross Sales	2,60,900
Cancellation	18,500
Net Upland Sales	2,42,400
PIMA Gross Sales	11,200
Cancellation	600
Net PIMA Sales	10,600
Total Gross Sales	2,72,100
Total Cancellation	19,100
Total Net Sales	2,53,000
Shipments	
UPLAND	2,21,100
PIMA	3,700
Total Shipment	2,24,800
Marketing Year 2022-23	
Net Upland Sales	59,500
Net PIMA Sales	0
Total Net Sales	59,500
All Figures in US Running Bale	



GUJCOT TRADE ASSOCIATION

WEEKLY REPORT 21-Aug-2021

Gujarat Spot Rate Weekly Changes						
Variety	Staple Length	Mic.	14-08-21	21-08-21	Change	Change (in Per.)
					W/W	W/W
Shankar 6	29 mm	3.8	57,200	57,150	-50	-0.09%
V-797	13 % Trash		35,450	34,800	-650	-1.87%
MCX Spot Rate			27,020	27,080	60	0.22%
USD-INR Exchange			74.24	74.38	0.14	0.19%

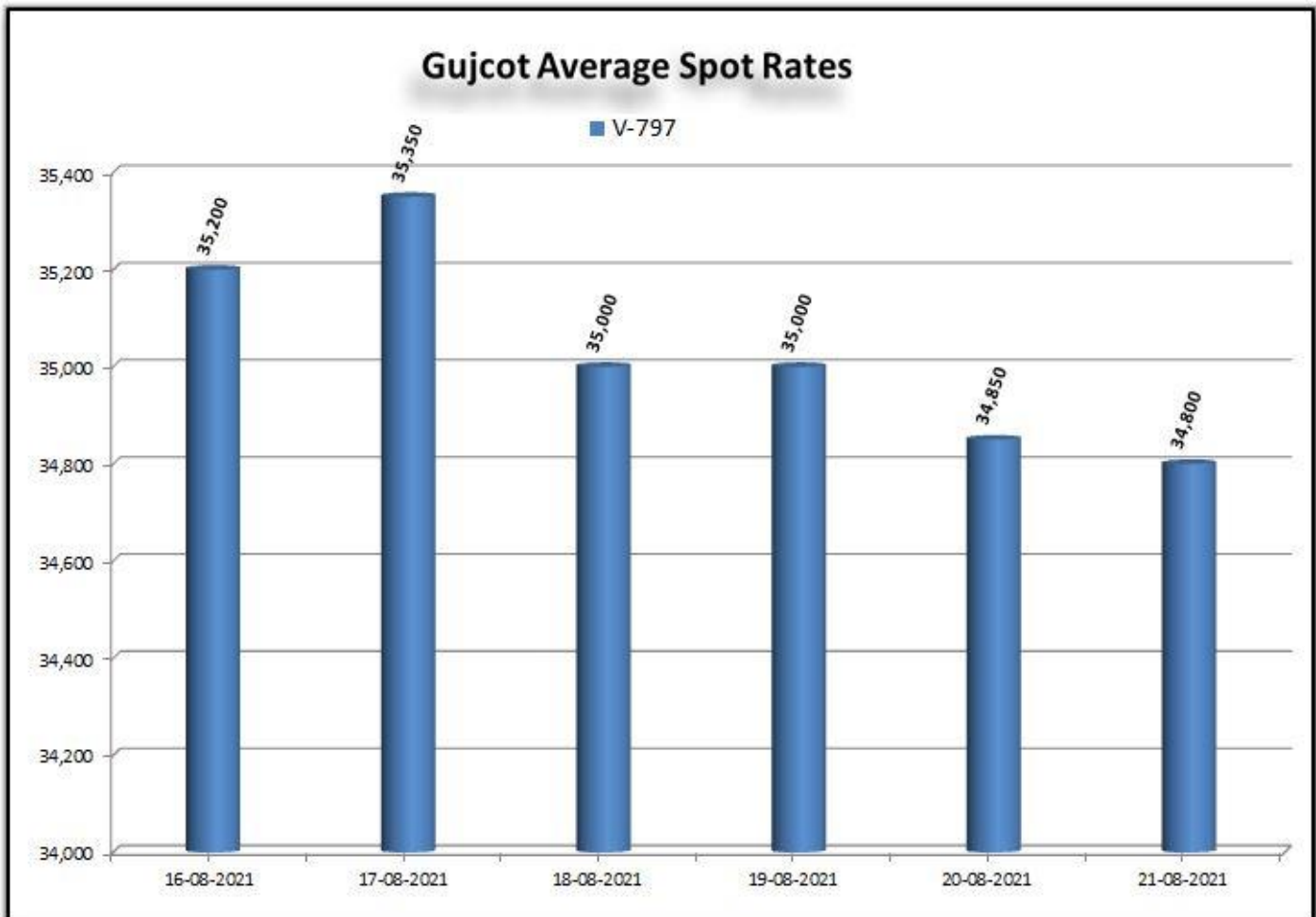
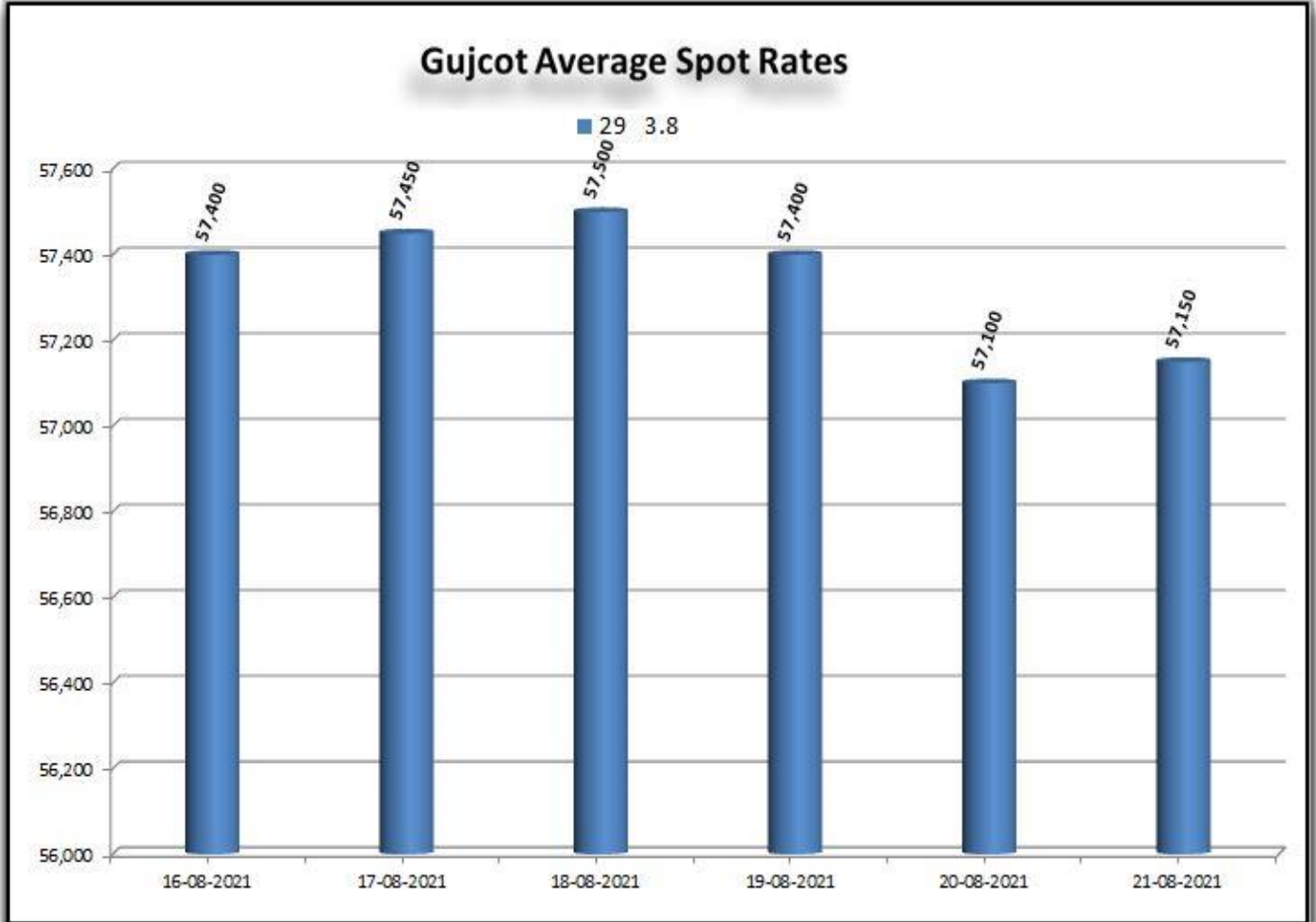
Average Rate of Last week					
Variety	Staple Length	Mic.	Price Range		Average Of 6 Days
			Low	High	
Shankar 6	29	3.8	57,100	57,500	57,333
Shankar 6	28.5	3.7	No Quote	No Quote	No Quote
Shankar 6	28	3.6	No Quote	No Quote	No Quote
Shankar 6	27	3.2	No Quote	No Quote	No Quote
Shankar 6	26	3.0	No Quote	No Quote	No Quote
V-797	13% Trash		34,800	35,350	35,033
MCX Spot Rate			27,080	27,300	27,188
USD Exchange Rate			74.24	74.38	74.31

Rate Of Last Week					
Date	29 3.8	V-797	MCX	Spot Rate	USD-INR Exchange
16-08-2021	57,400	35,200		27,210	74.24
17-08-2021	57,450	35,350		27,160	74.35
18-08-2021	57,500	35,000		27,300	74.24
19-08-2021	57,400	35,000		27,300	74.24
20-08-2021	57,100	34,850		27,080	74.38
21-08-2021	57,150	34,800		27,080	74.38



GUJCOT TRADE ASSOCIATION

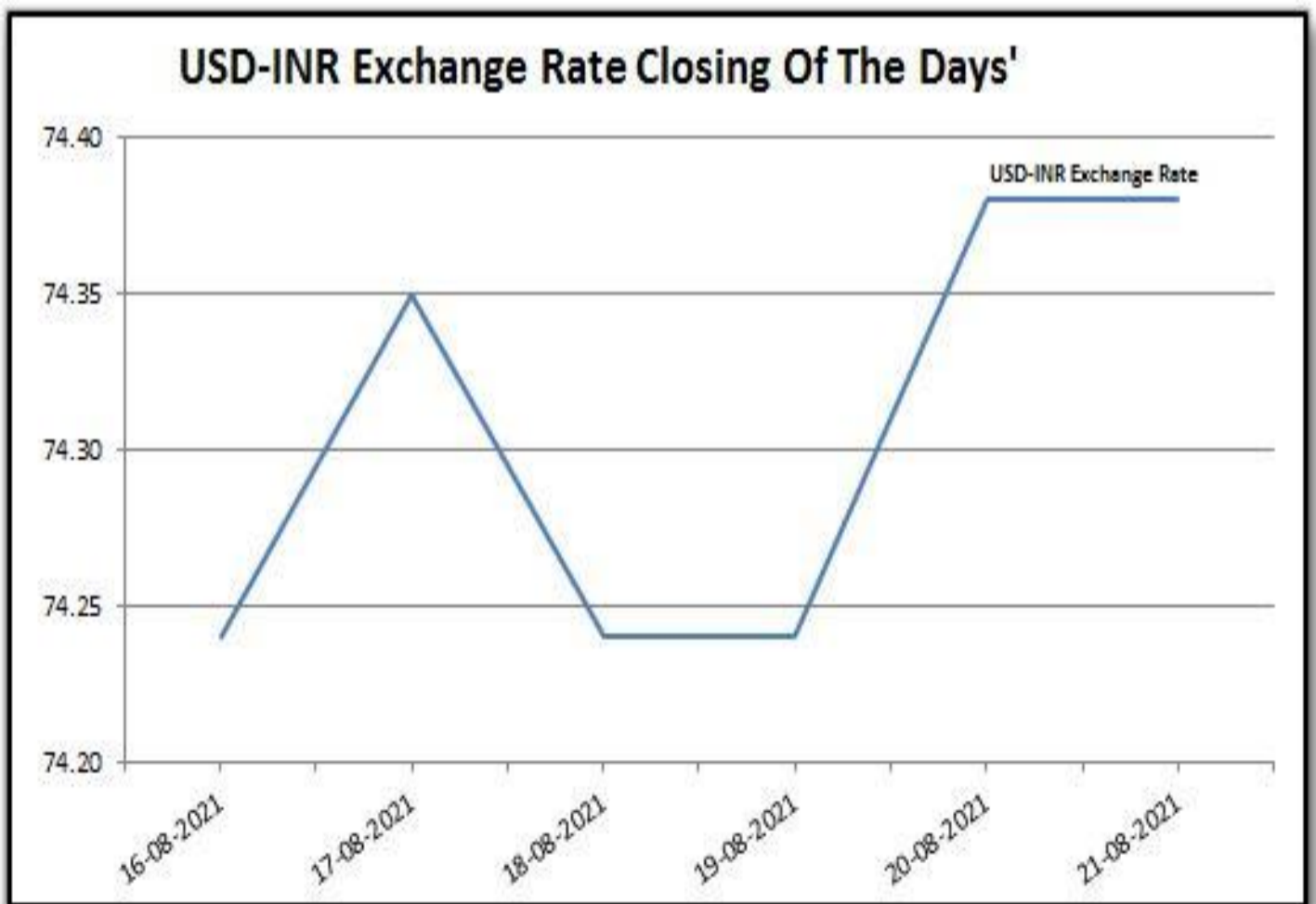
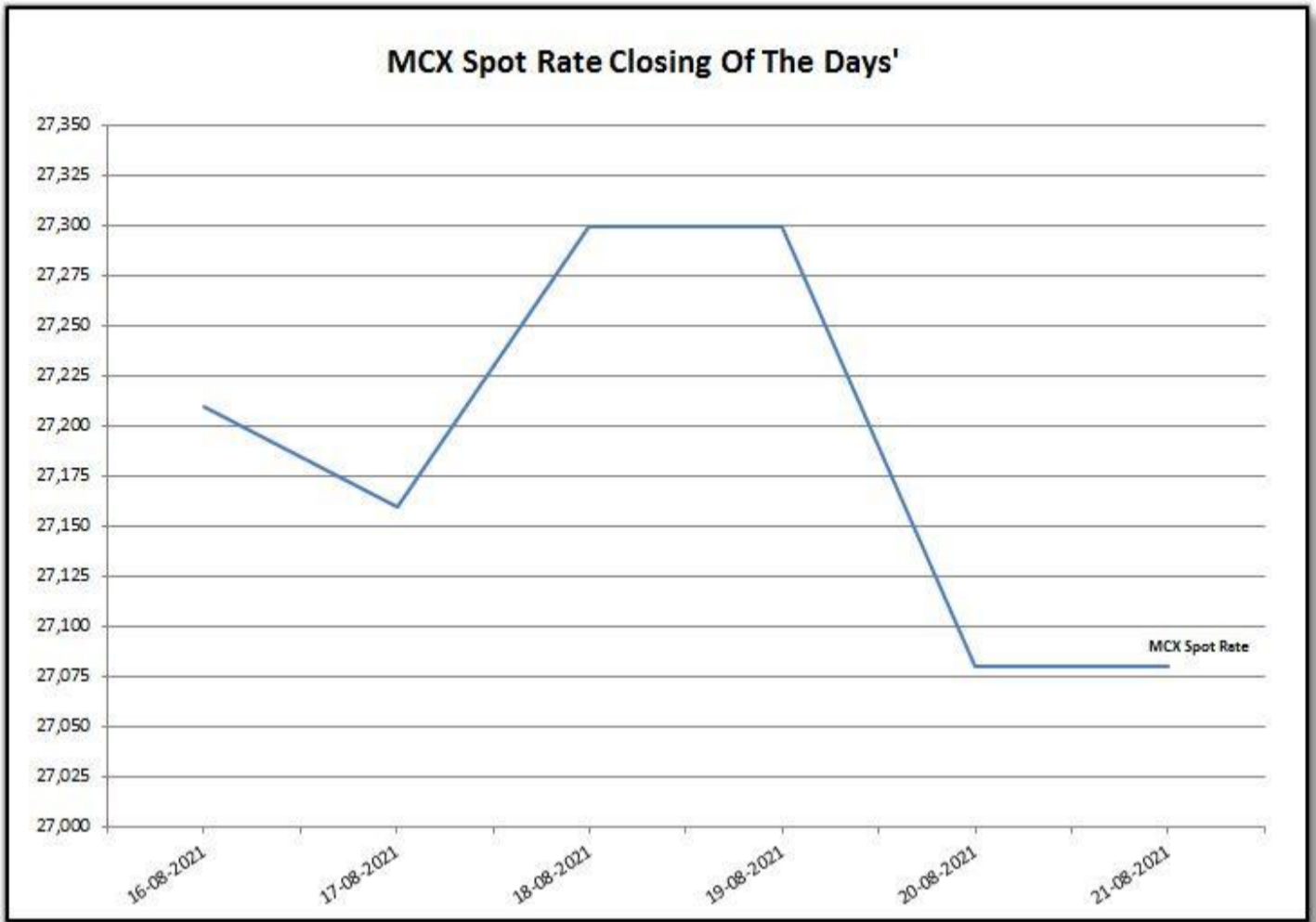
WEEKLY REPORT 21-Aug-2021





GUJCOT TRADE ASSOCIATION

WEEKLY REPORT 21-Aug-2021

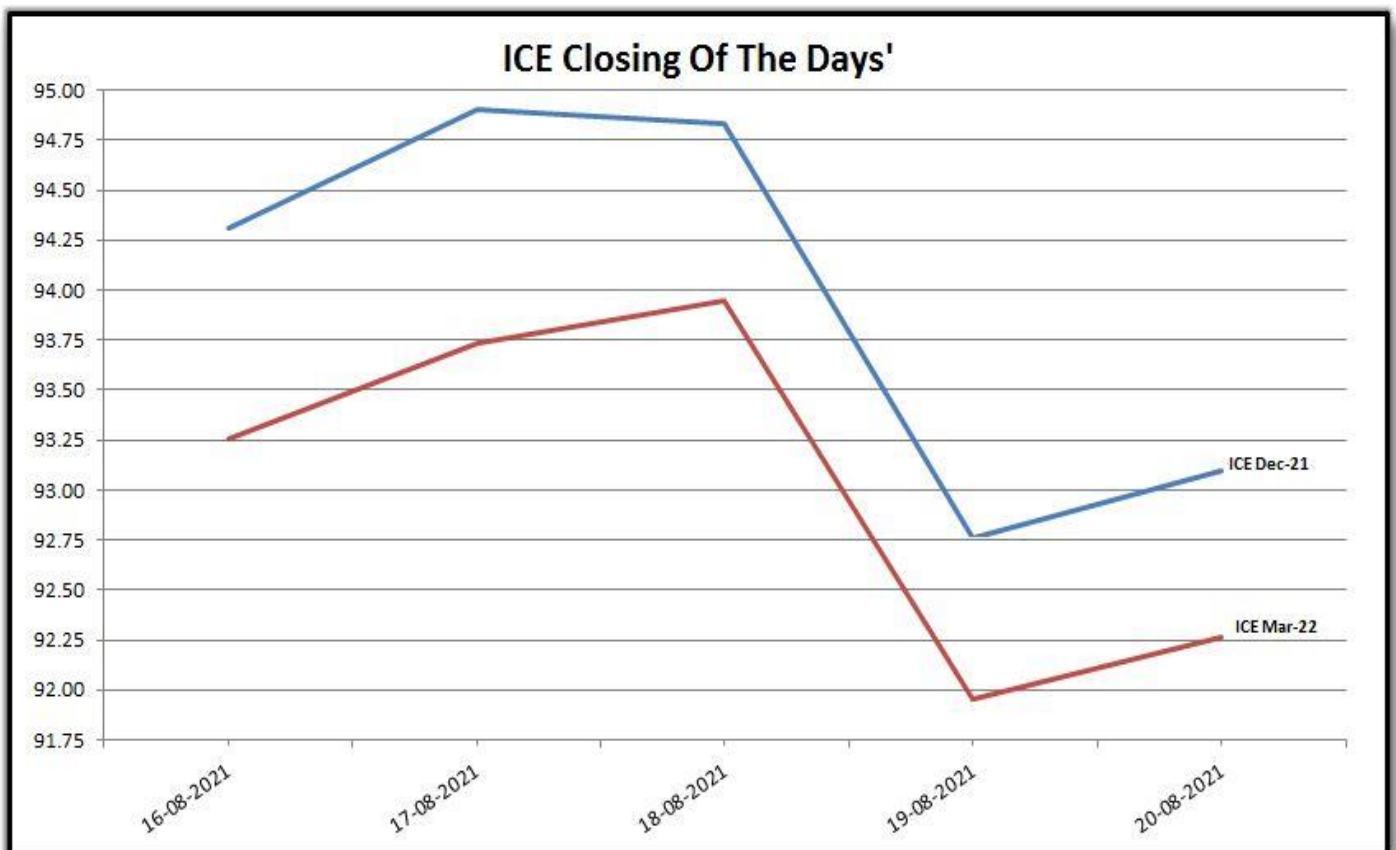
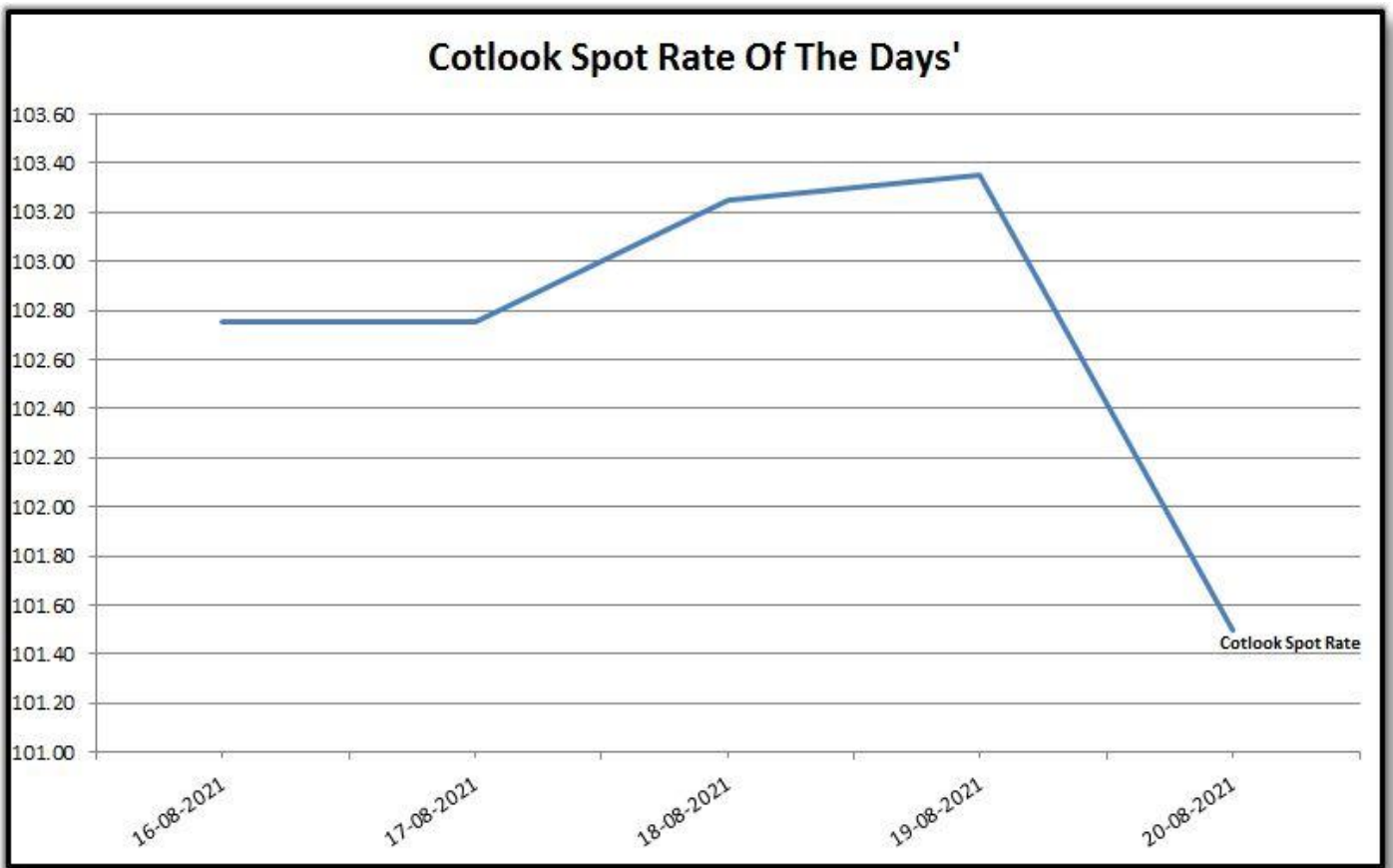




GUJCOT TRADE ASSOCIATION

WEEKLY REPORT 21-Aug-2021

Foreign Indices			
Date	Cotlook	ICE	
	Spot Rate	Dec-21	Mar-22
16-08-2021	102.75	94.31	93.26
17-08-2021	102.75	94.90	93.73
18-08-2021	103.25	94.83	93.95
19-08-2021	103.35	92.76	91.95
20-08-2021	101.50	93.10	92.26





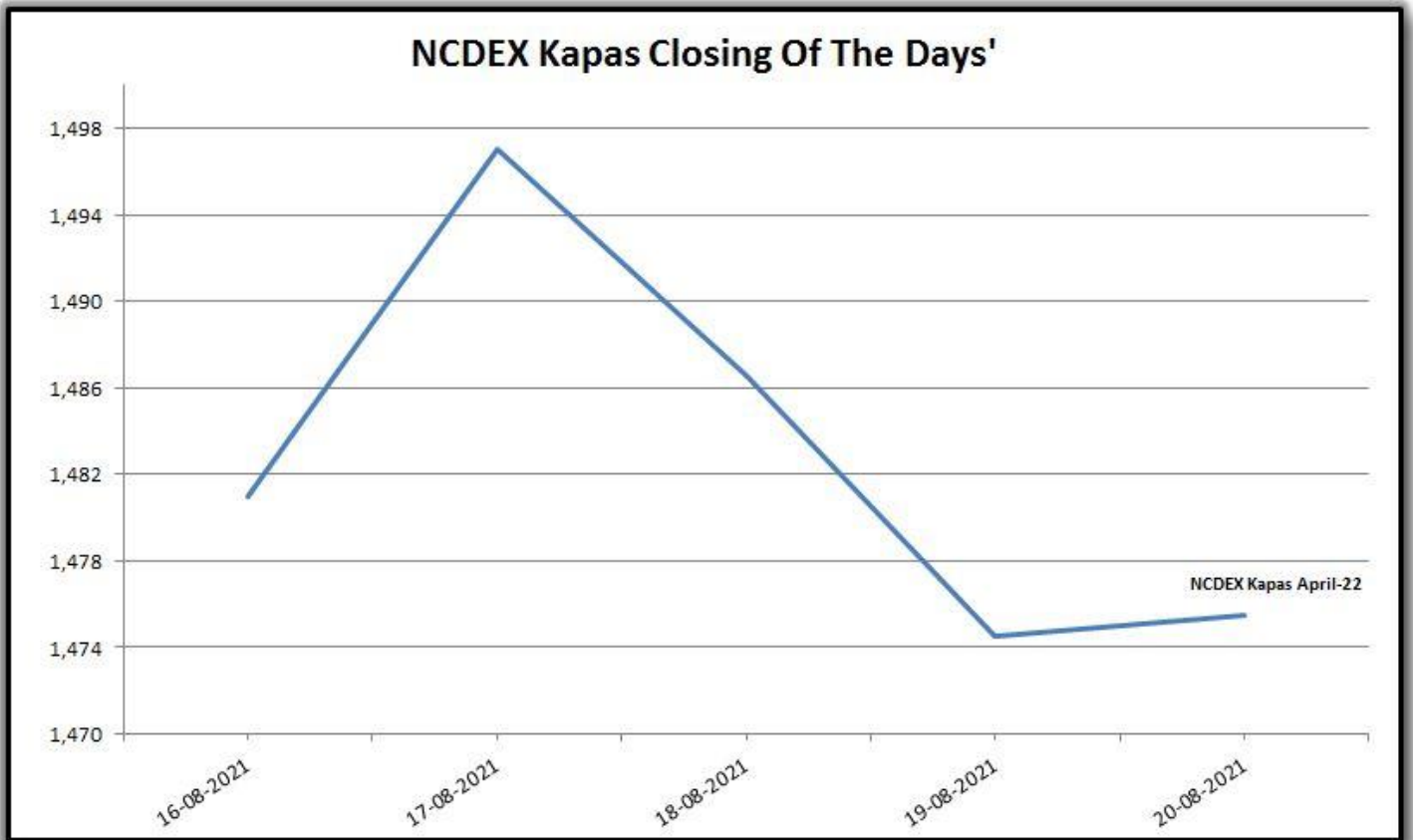
GUJCOT TRADE ASSOCIATION

WEEKLY REPORT 21-Aug-2021

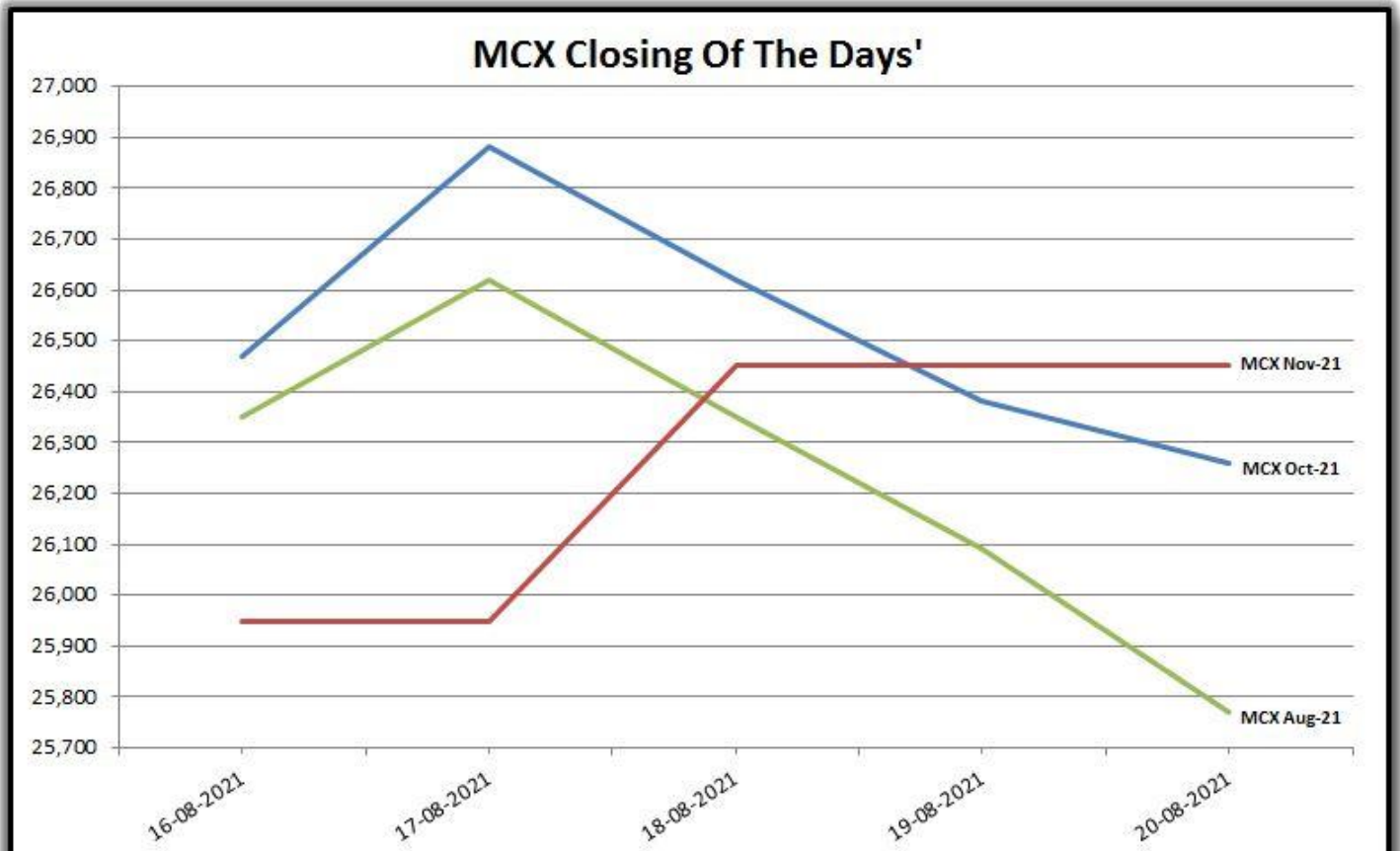
Indian Indices

Date	NCDEX Kapas	MCX		
	April	Aug-21	Oct-21	Nov-21
16-08-2021	1481.00	26,350	26,470	25,950
17-08-2021	1497.00	26,620	26,880	25,950
18-08-2021	1486.50	26,350	26,620	26,450
19-08-2021	1474.50	26,090	26,380	26,450
20-08-2021	1475.50	25,770	26,260	26,450

NCDEX Kapas Closing Of The Days'



MCX Closing Of The Days'



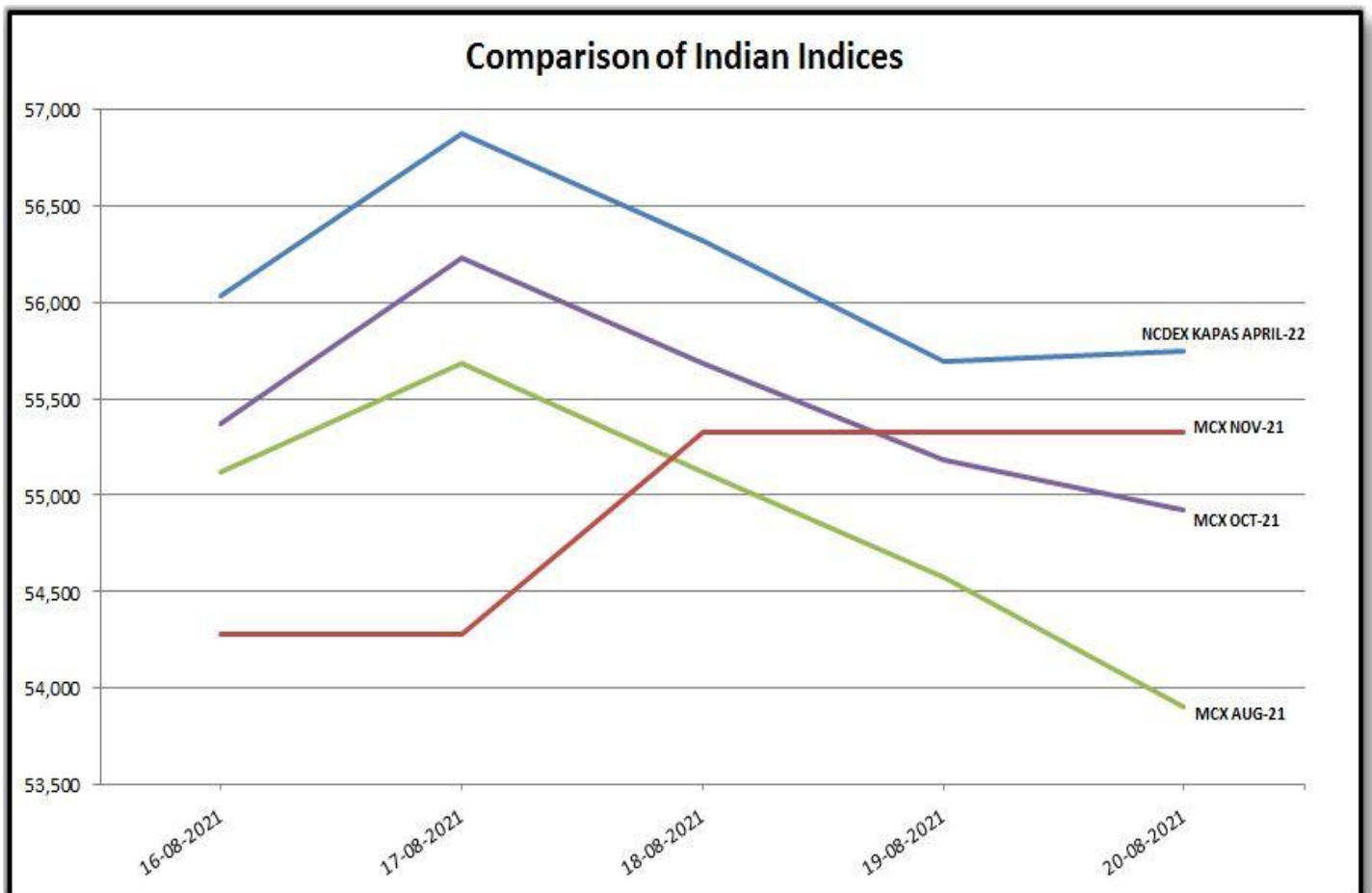


GUJCOT TRADE ASSOCIATION

WEEKLY REPORT 21-Aug-2021

Indian Indices in Candy Rate				
Date	NCDEX Kapas	MCX		
	April	Aug-21	Oct-21	Nov-21
16-08-2021	56,033	55,116	55,367	54,280
17-08-2021	56,870	55,681	56,225	54,280
18-08-2021	56,321	55,116	55,681	55,325
19-08-2021	55,693	54,572	55,179	55,325
20-08-2021	55,746	53,903	54,928	55,325

Remark :- For NCDEX Kapas we have taken seed rate 700/20 Kg to convert in Candy.

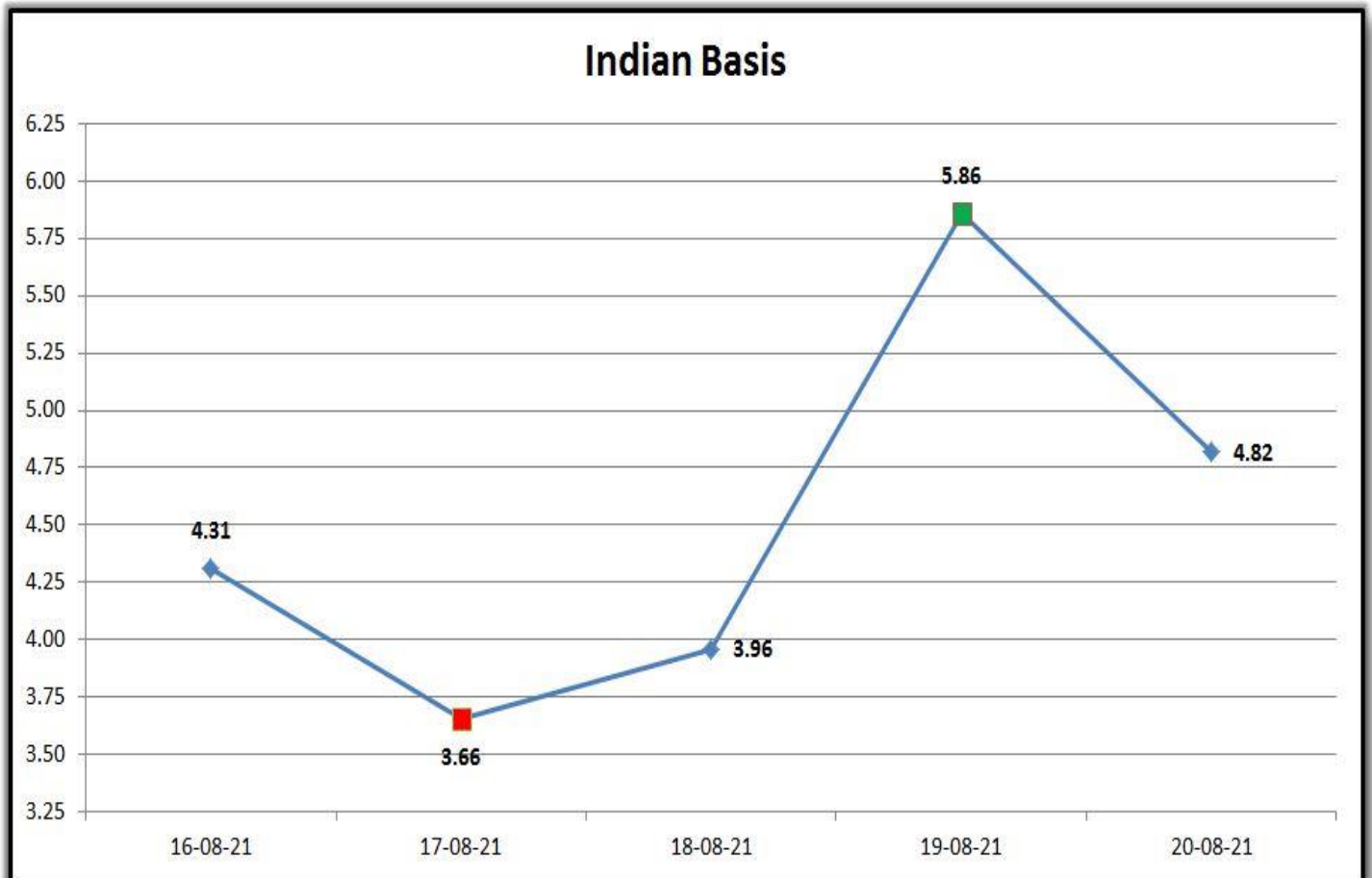




GUJCOT TRADE ASSOCIATION

WEEKLY REPORT 21-Aug-2021

Indian Basis					
DATE	29 MM	USD-INR	CENTS/LB	ICE DEC	BASIS
16-08-21	57,400	74.24	98.62	94.31	4.31
17-08-21	57,450	74.35	98.56	94.90	3.66
18-08-21	57,500	74.24	98.79	94.83	3.96
19-08-21	57,400	74.24	98.62	92.76	5.86
20-08-21	57,100	74.38	97.92	93.10	4.82





GUJCOT TRADE ASSOCIATION

WEEKLY REPORT 21-Aug-2021

IN THE WEEK AHEAD

- Friday at 2:30 p.m. Central – Commitments of Traders
- Monday at 3:00 p.m. Central – Crop Progress and Condition
- Thursday at 7:30 a.m. Central – Export Sales Report
- Thursday at 11:00 a.m. Central – WASDE
- Thursday at 11:00 a.m. Central – Crop Production
- Thursday at 2:30 p.m. Central – Cotton-On-Call

One stop solution for all cotton related reports and information.

Visit <https://www.gujcot.com>. It's updated every day in real time.

You can view

- Gujarat Daily Spot Rate at 5:30 pm and Historical Data
- Gujarat Latest Pressing Report and Historical Data
- Daily Weather Report
- Cotton Advisory Board Balance sheet and Area, Production, Yield reports from cotton season 1991-1992 to 2017-2018 estimate available from Menu->Reports
- All Historical Gujcot Weekly Reports Menu->Reports
- All India Cotton Sowing data
- Gujarat Cotton Sowing District wise Report
- US Export Sales Report
- US Crop Progress Report
- China Cotton Auction Update
- International Cotton Indices and Spot Rates.
- USDA WASDE Report
- ICE Cotton On Call Report
- And All other National & International reports and upcoming events

Report Sponsors:

Click on Sponsor's Logo to visit Sponsor's Website



Axita Cotton Limited

Report prepared by

Milan Rajpara

Manager

Gujcot Trade Association